

Spin, Read, Color #1 ■ Player One: **Saxon** ■ Player Two: **Mark**

jar	scarf	yarn	arch	large
charm	swarm	shark	art	dwarf
quart	start	sharp	bark	part
dark	war	spark	yard	scar
card	barn	star	smart	cart
car	farm	starve	park	harm
carve	warn	harp	chart	mark
Red	Blue	Yellow	Green	Purple

How to Play

1. Color the spinner below to match the column colors.
2. Choose two colors, one for each player.
3. Spin the spinner.
4. Read a word in the column of the color spun and color that square.

■ Player One
 _____ boxes

■ Player Two
 _____ boxes



Partner Games

R-Controlled Vowels



Partner Games - Words with R-Controlled Vowels

These partner games are designed to give students extra practice reading words with words with r-controlled vowels. There are eight games for each of the three sets of words. Games include word-reading and sentence-reading and move from simple words to more complex high frequency words.

Games Include

1. Spin, Read, Color #1 - Students read words.
2. Spin, Read, Color #2 - Students read words with extended game play.
3. Roll, Read, Color #1 - Both students read the same sentences.
4. Roll, Read, Color #2 - Students read separate sentences.
5. Four-in-a-Row - Students read words to make four-in-a-row.
6. Dots & Boxes - Students read words to claim squares.
7. Cover Up - Read 1-3 words at a time, depending on the number spun.
8. Color Maze - Read words to create a pathway across the grid.

Related Products

The following products also focus on learning R-Controlled words :



Table of Contents

Word List	p. 3
AR	p. 5
ER / IR / UR	p. 27
OR / ORE / OUR	p. 50
Mixed R-Controlled Vowels	p. 73

R-Controlled Vowels Partner Games Word List

These partner games move through sets of words with r-controlled vowels. The words in this resource are broken up into the groups below. Sentences within each section assume that students have learned the words from the previous section, as well as CVC, VCE, Blends, and Vowel Teams.

AR	ER	IR	UR	OR / ORE / OUR / OOR	
arch arm art bar barge bark barn car card cart carve charm chart dark dart dwarf far farm hard harm harp jar large mark park part quart	scar scarf shark sharp smart spark star start starve swarm war warn wart yard yarn	fern germ her herd perch term verb <div data-bbox="878 1160 1078 1747" style="border: 1px solid black; padding: 5px; margin: 10px auto; width: fit-content;"> the, my, me, love, to, go, he, there, she, does, how, so, do, no, are, was, our, what, use, have, want. </div>	birch bird birth chirp dirt fir firm first girl shirt sir skirt squirm squirt stir swirl third twirl whirl	blur blurt burn burp church curb curl curve fur hurt nurse purr purse slurp spur surf turn	bored born chore cord core cork corn for fork fort horn horse more north porch pork port short sport store storm sworn thorn torch tore torn worn

Spin, Read, Color #1 ■ Player One: Saxon

■ Player Two: Mark

jar	scarf	yarn	arch	large
charm	swarm	shark	art	dwarf
quart	start	sharp	bark	part
dark	war	spark	yard	scar
card	barn	star	smart	cart
car	farm	starve	park	harm
carve	warn	harp	chart	mark
Red	Blue	Yellow	Green	Purple

How to Play

1. Color the spinner below to match the column colors.
2. Choose two colors, one for each player.
3. Spin the spinner.
4. Read a word in the column of the color spun and color that square.

■ Player One
_____ boxes

■ Player Two
_____ boxes



GAME #1

Red

Blue

Yellow

Green

Purple

Set #1

Meila


Player Two:

Spin, Read, Color #2  Player One:

girl	birth	purr	term	blur
fur	purse	fir	fern	surf
turn	burp	herd	dirt	slurp
chirp	curb	curve	skirt	third
firm	spur	bird	blunt	nurse
hurt	church	cheek	whirl	sir
burn	swirl	birth	curl	squirt

How to Play

1. Color the spinner.
2. Choose colors, one for each player.
3. Spin the spinner.
4. Read a word in the column of the color spun and color that square. If a square is already colored, read the word and color the border.

 Player One
 _____ boxes • _____ borders =
 _____ total

 Player Two
 _____ boxes • _____ borders =
 _____ total



© Jessica Boschen - What I Have Learned

GAME #2





Roll, Read, Color #1

Player One:

David

Player Two:

Liam

Roll	Read	Color
	What kind of sport do you play?	<input type="checkbox"/> <input type="checkbox"/> <input type="checkbox"/>
	We sat on your porch to chat.	<input checked="" type="checkbox"/> <input checked="" type="checkbox"/> <input checked="" type="checkbox"/>
	I do not want more pork.	<input type="checkbox"/> <input checked="" type="checkbox"/> <input checked="" type="checkbox"/> <input type="checkbox"/>
	I eat corn on the cob for lunch.	<input type="checkbox"/> <input type="checkbox"/> <input checked="" type="checkbox"/> <input checked="" type="checkbox"/>
	I am bored with the game.	<input type="checkbox"/> <input type="checkbox"/> <input checked="" type="checkbox"/> <input type="checkbox"/>
	Your cork will float in the pond.	<input type="checkbox"/> <input type="checkbox"/> <input type="checkbox"/> <input type="checkbox"/>

How to Play

1. Choose two colors, one for each player.
2. Roll the dice.
3. Read the row.
4. Color a square.
5. When all the squares in a row are colored, the player with the most squares wins the row. Color the box around the three squares.
6. When all the boxes are colored, the player with the most boxes colored wins.



© Jessica Bateman - What I Have Learned




GAME #3










d, Color #2



Roll, Read, Color #2

Math


Player Two: 










Roll	Read	Color	Color	Color
	I slurp the last drops of my drink.			
	Get a firm grip on the rope.			
	I did well in math this term.			
	The dog might bark, but will do no harm.			
	Does that bar have nuts in it?			
	There is a red barn at the farm.			

How to Play

1. Choose two colors, one for each player.
2. Roll the dice.
3. Read the row.
4. Color a square.
5. The first player to color all of their boxes wins.

Micah

Player One: 

Roll	Read	Color	Color	Color
	Can you plant the fern in the dirt?			
	He will squirm when he has to sit.			
	A spur is sharp and can hurt.			
	I made a sworn oath to them.			
	Can you ask him to blow his horn?			
	Let us go surf in the sea.			



Four-in-a-Row

Player One: ■

Xio

Player Two: ■

Faith

yarn

verb

birch

cork

carve

scarf

blur

horn

girl

whirl

court

turn

warn

dirt

barn

smart

birth

core

sport

curve

swarm

perch

cord

door

purr

jar

arch

firm

horse

pour

fort

park

yard

swirl

floor

tore

far

stir

more


hurt

worn

term

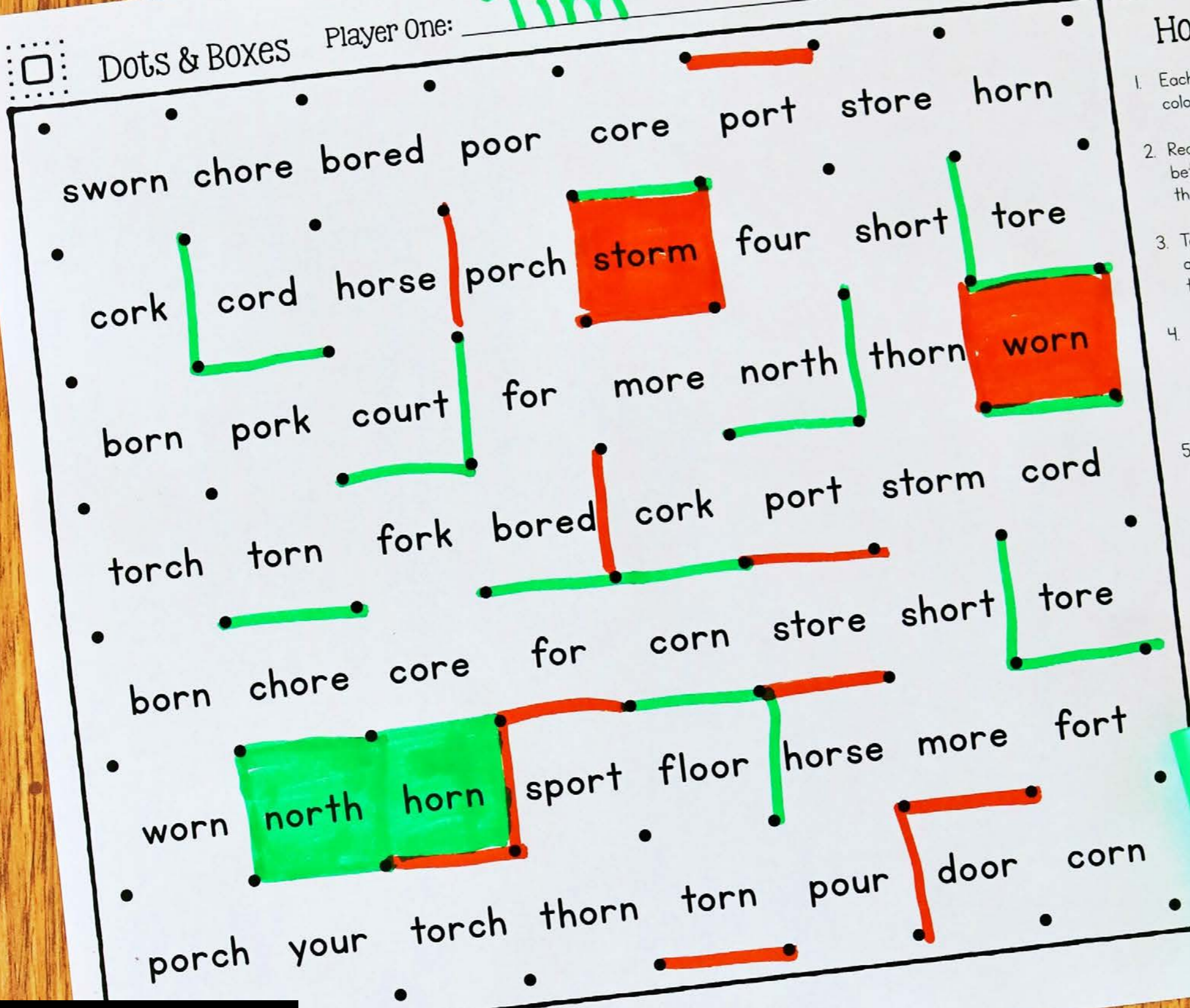
How to Play

1. Each player chooses a different color.
2. Read a word. Color the circle.
3. Take turns reading words and coloring circles.
4. The player who colors four-in-a-row in any direction first wins.

 Dots & Boxes

Player One: Tim

Player Two: Carl



sworn chore bored poor core port store horn
cork cord horse porch storm four short tore
born pork court for more north thorn worn
torch torn fork bored cork port storm cord
born chore core for corn store short tore
worn north horn sport floor horse more fort
porch your torch thorn torn pour door corn

How to Play

1. Each player chooses a color.
2. Read a word. Add a line between two dots around that word.
3. Take turns reading words and adding a line between two dots.
4. The player who completes the fourth side of a box colors in the box and takes another turn.
5. The player with the most colored boxes at the end wins.
6. Record the results below.

Player One

boxes

Player Two

boxes

What I Have Learned

Cover Up

Player One: **Chad**

Player Two: **Rick**

curl	turn	whirl	blurt	curve	firm	term	fir
purse	sir	purr	fur	shirt	curb	burp	burn
fern	dirt	third	blur	slurp	hurt	spur	skirt
stir	surf	bird	her	nurse	first	church	term
third	verb	girl	shirt	skirt	twirl	squirt	chirp
herd	birth	squirm	swirl	verb	birch	whirl	erm
perch	squirt	first	germ	her			

How to Play


1. Each player chooses a different color.
2. Spin the spinner. Read and color that many words.
3. Take turns reading words and coloring circles.
4. The player who has colored most circles wins.

Player One

_____ circles

Player Two

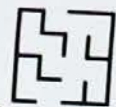
_____ circles



© Jessica Boschen - What I Have Learned

Set #1

GAME #7



Color Maze



Player One:

Maryanne



Player Two:

Nalie

dwarf	scarf	arch	warn	barn	park	farm	sharp
barge	start	yarn	chart	harp	shark	war	carve
bar	swarm	dark	yard	star	car	hard	quart
smart	jar	spark	card	arm	starve	art	far
scar	large	part	mark	dart	harm	cart	charm
wart	bark	arch	scarf	yarn	hard	scar	card
sharp	barge	dart	yard	large	art	sh	s
war	chart	bark	star	wart	dark	s	t
start	far	carve	farm	quart	swarm		ark

How to Play

- Each player chooses a different color. One player will create a pathway from one black dot to the other black dot and the other player from one white dot to the other white dot. Each player gets to choose where to start, at the top or bottom.
- Player one reads a word and colors a square. The goal is to be the first to make a pathway across the board. Players switch back and forth, reading words, coloring boxes, and making the pathway, following the RULES.
- RULES: The squares you color must share a side, not only a corner. You cannot cross the other player's pathway.
- The first player to get to the other side wins.

Set #1

© Jessica Boschen What I Have Learned

GAME #8