

Cover Up

Player One: Xio

Player Two: Michael

How to Play

- 1 Each player chooses a different color.
- 2 Spin the spinner. Read and color that many words.
- 3 Take turns reading words and coloring circles.
- 4 The player with the most colored circles at the end wins.

Player One
_____ circles

Player Two
_____ circles

brush	much	hush	witch	rich	inch	match	itch
ash	flush	lunch	branch	patch	lash	swish	fish
hatch	such	bench	cash	gush	fetch	bunch	rash
mash	trash	munch	catch	dish	flash	wish	blush
batch	rush	gash	much	crash	rich	smash	fresh
splash	inch	flush	match	such	fish	brush	ash
lunch	such	cash	hatch	fetch	swish	much	itch

Partner Games

Digraphs

Digraphs Partner Games Word List

These partner games move through sets of words with digraphs. The words in this resources are broken up into the groups below. Sentences within each section assume that students have learned the words from the previous section. Sentences will included sight words, CVC words, and some blends.

Initial Digraphs				Final Digraphs		
chap	shall	thin	wham	much	ash	bath
chat	shed	thud	when	rich	lash	math
chess	shell	than	whiff	such	mash	moth
chill	shin	that	whim	batch	cash	path
chin	ship	them	whip	catch	dash	with
chip	shop	then	whiz	fetch	dish	
chop	shot	this	which	hatch	fish	tenth
chug	shut			itch	gash	cloth
		thick	whisk	match	gush	sixth
chest	shelf		whack	patch	hush	
chimp				witch	rash	
chick					rush	
check				branch	sash	
				inch	wish	
				munch		
				bench	brush	
				bunch	smash	
				lunch	trash	
					splash	
					flash	
					fresh	
					crash	
					blush	
					flush	
					swish	

Sight Words:
 we, you, go,
 see, do, her,
 the, he, her,
 she, will, to,
 an, here,
 they, there,
 your, my,
 here, into, too

Spin, Read, Color #1 Player One: **Ricky**

Player Two: **Selah**

whack	shut	chap	chug	thick
wham	thin	shall	check	chess
whiff	which	ship	that	whim
chin	shell	chimp	chip	them
shop	thud	this	when	whiz
then	shin	chill	chest	shelf
shot	than	shed	chat	chop


Red Blue Yellow Green Purple

How to Play

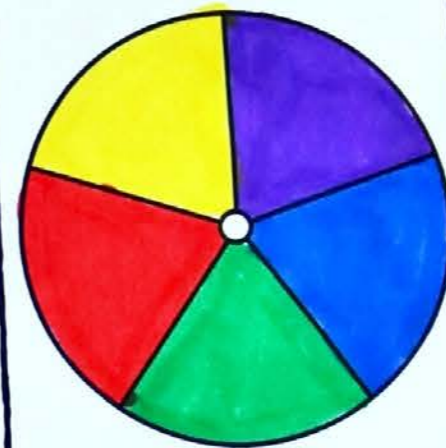
1. Color the spinner below to match the column colors.
2. Choose two colors, one for each player.
3. Spin the spinner.
4. Read a word in the column of the color spun and color that square.

 Player One

_____ boxes

 Player Two

_____ boxes



© Jessica Boichen - What I Have Learned

GAME #1

Spin, Read, Color #2 Player One: **Alicia**

Player Two: **Dave**

How to Play

Color the spinner to match the

Spin, Read, Color #2

Player One: **Alicia**

Player Two: **Dave**

inch	ash	bath	patch	gush
sixth	fish	itch	cash	path
brush	swish	lunch	mash	batch
much	lash	tenth	wish	blush
bunch	dish	fetch	rich	math
fresh	rush	witch	trash	bench
match	smash	branch	flush	trash
Red	Blue	Yellow	Green	Purple

How to Play

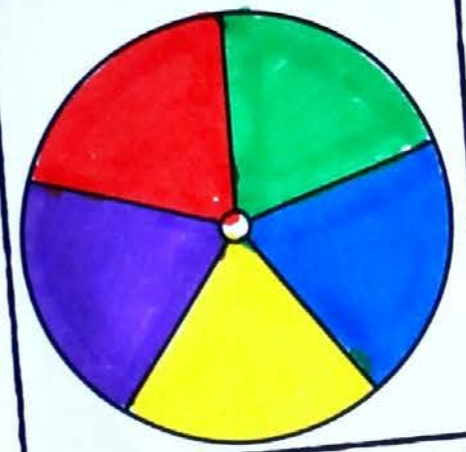
1. Color the spinner to match the column colors.
2. Choose two colors, one for each player.
3. Spin the spinner.
4. Read a word in the column of the color spun and color that square. If a square is already colored, read the word and color the border.

Player One

_____ boxes • _____ borders = _____ total

Player Two

_____ boxes • _____ borders = _____ total



© Jessica Boschen - What I Have Learned

Set #2

GAME #2





Roll, Read, Color #1



Player One:

Neil



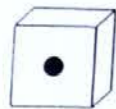
Player Two:

Sean


Roll

Read


Color



We got cash for lunch.



Ben is in a rush.



The patch is red.



The chick will hatch.



Jen can do math at lunch.



Sam can catch it.



How to Play

1. Choose two colors, one for each player.
2. Roll the dice.
3. Read the row.
4. Color a square.
5. When all the squares in a row are colored, the player with the most squares wins the row. Color the box around the three squares.
6. When all the boxes are colored, the player with the most boxes colored wins.

Set #2



GAME #3

Color Color Color

HOW

1. Choose two colors for each player.

Roll, Read, Color #2

Robbie

Player Two:

Roll	Read	Color	Color	Color
1	The van hit it, wham!	Red	Red	
2	Whip the egg in the cup.			
3	The chill chaps her lips.			
4	This is so thick!	Red		
5	Did you see them?			
6	The chick is in the shed.			

Wyatt

Player One:

Roll	Read	Color	Color	Color
1	Shall we go to the shop?	Blue		
2	The log is thin.	Blue	Blue	
3	He had a whiff, yum!			
4	He hit his shin on the chest.	Blue		
5	Six is less than ten.			
6	Jon can chop this.			

How to Play

1. Choose two colors, one for each player.
2. Roll the dice.
3. Read the sentence.
4. Color the boxes.
5. The first player to color all of their boxes wins.

Cover Up

Player One: Xio

Player Two: Michael

brush	much	hush	witch	rich	inch	match	itch
ash	flush	lunch	branch	patch	lash	swish	fish
hatch	such	bench	cash	gush	fetch	bunch	rash
mash	trash	munch	catch	dish	flash	wish	blush
batch	rush	gash	much	crash	rich	smash	fresh
splash	inch	flush	match	such	fish	brush	ash
lunch	such	cash	hatch	fetch	swish	much	itch

How to Play

1. Each player chooses a different color.
2. Spin the spinner. Read and color that many words.
3. Take turns reading words and coloring circles.
4. The player with the most colored circles at the end wins.

Player One
_____ circles

Player Two
_____ circles



GAME #6

Four-in-a-Row

Player One: **Dawn**

Player Two: **Sara**

chap	wham	witch	bath	chip	shall	gash
thick	shelf	cash	when	shed	this	whack
dash	moth	hatch	shop	whiz	mash	such
sixth	splash	whisk	chug	thin	much	cloth
rash	them	check	thud	rich	bunch	whim
shin	lash	whiff	chimp	which	with	dish

How to Play

1. Each player chooses a different color.
2. Read a word. Color the circle.
3. Take turns reading words and coloring circles.
4. The player who colors four-in-a-row in any direction first wins.



Color Maze



Player One:

Matt



Player Two:

Oliver

chat	whisk	shed	fresh	chill	shin	than	whip
rash	chip	thin	when	ship	bench	sixth	ash
wham	chug	bath	dish	catch	whiff	chess	shall
chick	branch	wish	tenth	dash	batch	whim	much
moth	shelf	witch	then	brush	cloth	such	with
sash	which	shot	hatch	fish	whiz	mash	math
chip	whack	lunch	fetch	cash	path	shop	match
rich	gush	trash	swish	munch	chimp	shut	thick
that	bunch	this	chap	stall	thud	them	chin

How to Play

- Each player chooses a different color. One player will create a pathway from one black dot to the other black dot and the other player from one white dot to the other white dot. Each player gets to choose where to start, at the top or bottom.
- Player one reads a word and colors a square. The goal is to make a pathway across the board first. Players switch back and forth, reading words, coloring boxes, and making the pathway, following the RULES.
- RULES:** The squares you color must share a side, not only a corner. You cannot cross the other player's pathway.
- The first player to get to the other side wins.

© Jessica Bochen - What I Have Learned