



Cover Up

Player One: **Laila** Player Two: **Heidi**

its	run	out	he	two	big	did	are
said	let	has	one	be	up	can	so
see	had	little	at	of	come	was	is
go	she	as	like	down	my	help	us
to	and	that	for	look	here	me	had
all	they	from	the	into	make	you	it
sit	an	tell	in	we	on	with	red

How to Play

1. Each player chooses a different color.
2. Spin the spinner. Read and color that many words.
3. Take turns reading words and coloring circles.
4. The player who colors the most circles at the end wins.

Player One: circles

Player Two: circles

Partner Games

High Frequency Words

Partner Games - High Frequency Words

These partner games are designed to give students extra practice reading high frequency words. There are 8 games that are used with five sets of words. Games include word-reading and sentence-reading, and move from simple words to more complex high frequency words.

Games Include:

1. Spin, Read, Color #1 - Students read words.
2. Spin, Read, Color #2 - Students read words with extended game play.
3. Roll, Read, Color #1 - Both students read the same sentences.
4. Roll, Read, Color #2 - Students read separate sentences.
5. Four-in-a-Row - Students read words to make four-in-a-row.
6. Dots & Boxes - Students read words to claim squares.
7. Cover Up - Read 1-3 words at a time, depending on the number spun.
8. Color Maze - Read words to create a pathway across the grid.

Related Products

The following products also focus on high frequency words:




Table of Contents

Word List	p. 3
Level 1	p. 4
Level 2	p. 20
Level 3	p. 36
Level 4	p. 53
Level 5	p. 74

High Frequency Words Partner Games Word List

These partner games move through a set of high frequency words and increase in complexity. The words are not from any one specific list, but a compilation of lists, including Dolch and irregular sight words. The words in this resource are broken up into groups. Sentences within each section assume that students have learned the words from the previous set. Sentences beyond level 1 also assume that students are able to read CVC words, blends, and digraphs.

Level 1		Level 2		Level 3		Level 4			Level 5		
all	look	any	play	after	old	about	father	open	although	field	shall
an	make	ask	pretty	again	our	above	first	piece	ancient	gold	shoe
and	me	away	put	always	over	against	found	pull	bear	grow	shoulder
are	my	been	ride	ate	people	almost	four	read	beautiful	guess	show
as	not	came	run	before	please	already	friend	ready	bought	heart	sign
at	of	could	saw	black	right	another	front	round	bread	hour	small
be	on	do	six	both	say	answer	full	says	break	hurt	soldier
big	one	does	some	brown	school	around	gave	seven	breakfast	iron	someone
can	out	find	their	by	should	because	give	sing	brother	island	son
come	red	four	them	call	sleep	become	group	start	build	kind	spread
did	run	funny	there	cold	something	behind	half	sure	business	knowledge	sugar
down	said	good	this	different	sometimes	best	head	talk	busy	laugh	symbol
for	see	have	three	don't	soon	better	heard	thank	carry	light	trouble
from	she	her	too	eat	stop	blue	heavy	these	caught	love	walk
go	sit	him	very	every	take	bring	hold	those	child	machine	war
had	so	his	want	five	then	brought	instead	though	clean	meant	watch
has	tell	how	water	fly	think	built	keep	through	climb	measure	wear
he	that	jump	went	goes	thought	buy	learn	today	color	million	weather
help	the	just	were	going	together	country	live	told	column	month	weight
here	they	know	what	great	under	course	long	toward	control	narrow	whose
in	to	many	when	green	walk	drink	mind	true	danger	neither	wild
into	two	most	where	let	wash	early	money	try	dead	ocean	woman
is	up	no	will	listen	well	earth	mother	upon	death	orange	women
it	us	now	word	made	white	eight	move	use	done	own	won
its	was	off	work	may	who	either	much	warm	draw	parent	won't
let	we	only	would	must	world	enough	myself	which	everyone	pick	wonder
like	with	or	yes	new	write	eyes	never	why	familiar	push	wrong
little	you	other	your	often	where	fall	once	young	far	receive	yellow

Spin, Read, Color #1 Player One: Rachel

Player Two: Mike

all	from	did	of	down
one	we	an	come	run
was	like	go	let	and
it	are	can	see	has
for	big	they	with	make
up	is	on	as	out
be	two	look	had	you
Red	Blue	Yellow	Green	Purple

How to Play


1. Color the spinner below to match the column colors.
2. Choose two colors, one for each player.
3. Spin the spinner.
4. Read a word in the column of the color spun and color that square.

Player One

boxes

Player Two

boxes



GAME #1

SET 1

© Jessica Boschen What I Have Learned

Spin, Read, Color #2

Player One:

April

Player Two:


Rick

about	first	open	true	long
country	round	live	full	above
says	toward	earth	mother	found
try	pull	four	against	piece
money	already	front	ready	upon
early	drink	answer	today	gave
toward	buy	learn	mind	course
Red	Blue	Yellow	Green	Purple

How to Play

1. Color the spinner to match the column colors.
2. Choose two colors, one for each player.
3. Spin the spinner.
4. Read a word in the column of the color spun and color that square. If a square is already colored, read the word and color the border.

■ Player One
 _____ boxes • _____ borders •
 _____ total
■ Player Two
 _____ boxes • _____ borders •
 _____ total



Set #4

What I Have Learned

GAME #2

SET 4



Roll, Read, Color #1

Player One: **Sam**

Player Two: **Alex**

Read

How to Play

1. Choose two colors, one for each player.
2. Roll the dice.
3. Read the row.
4. Color a square.
5. When all the squares in a row are colored, the player with the most squares wins the row. That player can color the box around the three squares.
6. When all the boxes are colored, the player with the most boxes colored wins.

Roll		Color
	May we eat from the new plates?	<input checked="" type="checkbox"/> <input checked="" type="checkbox"/> <input checked="" type="checkbox"/>
	Every kid should go to school.	<input type="checkbox"/> <input type="checkbox"/> <input type="checkbox"/>
	Please do not let our cat out.	<input type="checkbox"/> <input type="checkbox"/> <input type="checkbox"/>
	I thought I saw something over there.	<input type="checkbox"/> <input type="checkbox"/> <input type="checkbox"/>
	You should call your dad often.	<input type="checkbox"/> <input type="checkbox"/> <input type="checkbox"/>
	I sometimes take a nap after school.	<input type="checkbox"/> <input type="checkbox"/> <input type="checkbox"/>



Set #3











What I Have Learned



Roll, Read, Color #2









Thomas

Player Two: 

Roll	Read	Color	Color	Color
	Which country would you like to see?			
	Did they give you an answer?			
	We have been through this already.			
	I brought them eight drinks.			
	It is too early to open my eyes.			
	She gave her mother a blue box.			

Mark

Player One: 

Roll	Read	Color	Color	Color
	Can you bring your friend today?			
	Do you think those bugs will live long?			
	Why did the van go off course?			
	I told them it was true.			
	The earth is round.			
	Either I do it myself, or my father will.			

How to Play

1. Choose two colors, one for each player.
2. Roll the dice.
3. Read the row.
4. Color a square.
5. The first player to color all of their boxes wins.

© Jessica Boschen What I Have Learned



Four-in-a-Row

Player One:

Rebecca

Player Two:

Rosa

new	old	must	then	by	then	brown
school	may		different	take	black	think
made	should		over	before	sometimes	listen
together	every	sleep	again	people	green	stop
fly	thought	always	something	great	right	often
write	after	world	goes	soon	cold	


How to Play

1. Each player chooses a different color.
2. Read a word. Color the circle.
3. Take turns reading words and coloring circles.
4. The player who colors four-in-a-row in any direction first wins.

© Jessica Botschen What I Have Learned

GAME #5

SET 3



Dots & Boxes

Player One: Jordan

Player Two: Rafael

together	our	five	walk	both	then	every	say
over	fly	old	ate	take	always	school	eat
goes	people	wash	often	should	right	before	well
something	after	please	sleep	new	don't	stop	black
brown	thought	going	think	different	who	let	soon
again	by	sleep	cold	under	green	may	listen
where	sometimes	call	world	great	must	white	made

How to Play

1. Each player chooses a color.
2. Read a word. Add a line between two dots around that word.
3. Take turns reading words and adding a line between two dots.
4. The player who completes the fourth side of a box colors in the box and takes another turn.
5. The player with the most colored boxes at the end wins.
6. Record the results below.

Player One

_____ boxes

Player Two

_____ boxes

© Jessica Boschen - What I Have Learned

Cover Up

Player One: **Laila**


Player Two: **Heidi**

its	run	out	he	two	big	did	are
said	let	has	one	be	up	can	so
see	had	little	at	of	come	was	is
go	she	as	like	down	my	help	us
to	and	that	for	look	here	me	had
all	they	from	the	into	make	you	it
sit	an	tell	in	we	on	with	red

- ### How to Play
1. Each player chooses a different color.
 2. Spin the spinner. Read and color that many words.
 3. Take turns reading words and coloring circles.
 4. The player who colors the most circles at the end wins.

Player One
_____ circles

Player Two
_____ circles





Color Maze



Player One:

Angela



Player Two:

Karen

best	head	talk	almost	about	father	open
four	better	heard	thank	earth	mother	upon
read	friend	blue	heavy	these	front	round
country	live	told	bring	hold	those	instead
already	course	long	toward	built	keep	through
group	ready	drink	mind	true	buy	learn
today	early	money	try	seven	gave	behind
above	first	piece	against	found	pull	answer

How to Play

- Each player chooses a different color. One player will create a pathway from one black dot to the other black dot, and the other player from one white dot to the other white dot. Each player gets to choose where to start, at the top or bottom.
- Player one reads a word and colors a square. The goal is to make a pathway across the board first. Players switch back and forth, reading words, coloring boxes, and making the pathway, following the RULES.
- RULES:** The squares you color must share a side, not only a corner. You cannot cross the other player's pathway.
- The first player to get to the other side wins.

© Jessica Boschen What I Have Learned

Set #4

GAME #8

SET 4