

# Partner Games

Words with Blends



# Partner Games - CVC Words

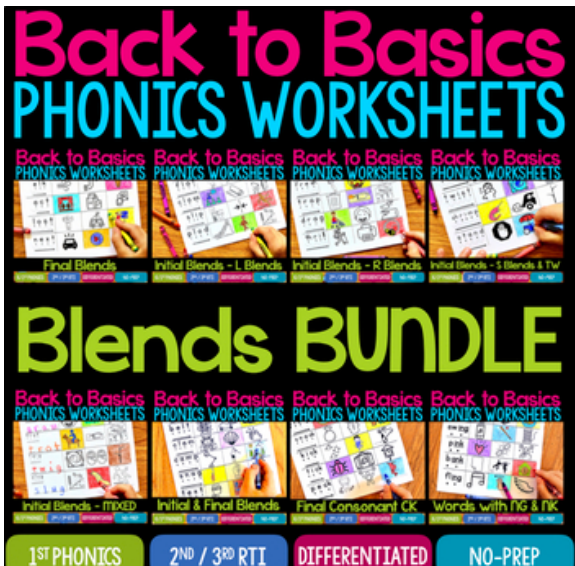
These partner games are designed to give students extra practice reading short vowel words with blends. All of the words are short vowel with blends. There are eight games for each of the three sets of words. Games include word-reading and sentence-reading and move from simple words to more complex high frequency words.

## Games Include

- 1. Spin, Read, Color #1 – Students read words.
- 2. Spin, Read, Color #2 – Students read words with extended game play.
- 3. Roll, Read, Color #1 – Both students read the same sentences.
- 4. Roll, Read, Color #2 – Students read separate sentences.
- 5. Four-in-a-Row – Students read words to make four-in-a-row.
- 6. Dots & Boxes – Students read words to claim squares.
- 7. Cover Up – Read 1-3 words at a time, depending on the number spun.
- 8. Color Maze – Read words to create a pathway across the grid.

## Related Products

The following products also focus on learning words with blends:



# Table of Contents

Word List	p. 3
Level 1: Final Blends	p. 5
Level 2: Initial Blends	p. 28
Level 3: Mixed Initial & Final	p. 51
Level 4: Words with CK	p. 72
Level 5: Words with NG & NK	p. 97
Level 6: Mixed All	p. 120

# Blends Words Partner Games Word List

These partner games move through sets of words with blends. The words in this resource are broken up into the groups below. Sentences within each section assume that students have learned the words from the previous section.

Final Blends				Initial Blends					CK	NG & NK		
fast	sent	end	pulp	blab	plod	drum	snag	strip	back	slick	bang	pink
last	tent	bend	bench	blast	plug	fresh	snap	sprint	black	smock	bring	prank
best	went	mend	inch	blend	plum	frizz	sniff	splash	block	snack	clang	sank
pest	hint	send	bunch	bless	plus	frog	snip	splat	brick	sock	cling	shrank
rest	mint	tend	lunch	blob	slab	frost	snot	splint	buck	stack	ding	shrink
test	hunt	wind	munch	blond	slam	grab	snug	split	check	stick	fang	sink
west	act	fond	tenth	bluff	slap	grass	smash	swam	chick	struck	fling	stank
fist	fact	pond	sixth	blush	sled	grid	smell	swept	click	tack	gang	stink
list	pact	ask	<div>Sight Words: they, the, her, go, to, for, about, she, was, there, we, have, all, my, he, are, you, me, too, do, their, out, your, see, make, like, our, white, so, there, be, for, one, into, made</div>	clam	slept	grill	smog	swift	clock	thick	gong	tank
lost	duct	mask		clap	slid	grin	stab	swim	crack	tick	hang	think
cost	kept	task		clash	slim	grip	staff	swish	cluck	tock	hung	thank
dust	wept	desk		class	slip	grub	stamp	switch	deck	track	king	wink
just	self	disk		cliff	slug	grunt	stand	twig	dock	trick	long	yank
raft	golf	dusk		clip	slush	press	stem	twin	duck	truck	lung	
left	camp	husk		cloth	brag	print	step	twist	flock	yuck	rang	
theft	champ	elk		club	bran	prop	still		jock	whack	ring	
gift	damp	hulk		clump	branch	trap	stomp		kick		sang	
lift	lamp	milk		flag	brat	trash	stop		lick		sing	
sift	ramp	bulk		flap	brim	trek	stub		lock		sling	
shift	chimp	honk		flat	brisk	trim	stump		luck		slung	
soft	limp	hunk		flash	brush	trip	stunt		neck		song	
tuft	chomp	junk		flex	crab	trot	sped		pack		sting	
belt	bump	sunk		flip	craft	trust	spell		peck		string	
felt	dump	next		flop	cramp	thrill	spend		pick		strong	
melt	hump	text		floss	crash	throb	spent		puck		stung	
quilt	jump	held		fluff	crib	scab	spill		quack		swing	
tilt	lump	meld		flush	crop	skid	spin		quick		swung	
wilt	pump	weld		glad	crunch	skill	spit		rack		thing	
ant	thump	gasp		glam	crust	skin	spot		rock		wing	
bent	and	wisp		glass	drag	skip	spud		sack		bank	
cent	band	help		glob	dress	skit	shred		shack		blank	
dent	hand	kelp		glum	drill	skull	shrimp		shock		bink	
lent	land	yelp		plan	drip	scrap	strap		shuck		drink	
rent	sand	gulp		plant	drop	scrub	stress		sick		link	



Spin, Read, Color #1 ■ Player One: Jasmine

■ Player Two: Selah

gulp	golf	fast	shift	sand
mint	wind	sixth	pact	lost
dent	gasp	elk	pulp	bump
theft	champ	sent	end	text
wilt	thump	belt	raft	rest
hunt	bulk	wisp	tenth	mend
chomp	cost	tend	junk	pump

### How to Play

1. Color the spinner below to match the column colors.
2. Choose two colors, one for each player.
3. Spin the spinner.
4. Read a word in the column of the color spun and color that square.

■ Player One

\_\_\_\_\_ boxes

■ Player Two

\_\_\_\_\_ boxes



© Jessica Boschen: What I Have Learned

**GAME #1**



chomp  
Red Blue Yellow

Spin, Read, Color #2 ☒ Player One: Rachael ☐ Player Two: Michael

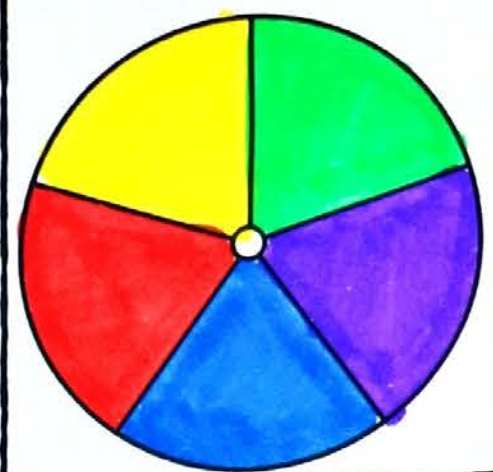
glass	flash	clash	slim	grill
frizz	drum	snag	stunt	trim
brisk	flat	club	bran	print
stem	trek	spin	slug	clump
flex	glum	drill	spud	stress
twist	brim	flap	blush	blab
plug	fresh	grab	skin	shrimp
Red	Blue	Yellow	Green	Purple

### How to Play

1. Color the spinner to match the column colors.
2. Choose two colors, one for each player.
3. Spin the spinner.
4. Read a word in the column of the color spun and color that square. If a square is already colored, read the word and color the border.

☒ Player One  
 \_\_\_\_\_ boxes • \_\_\_\_\_ borders  
 \_\_\_\_\_ total

☐ Player Two  
 \_\_\_\_\_ boxes • \_\_\_\_\_ borders •  
 \_\_\_\_\_ total



© Jessica Batzchen What I Have Learned

GAME #2





Roll, Read, Color #1



Player One:

Justin




Player Two:

Robbie



Read

Roll




Dump the junk in the trash.



Color





He let out a yell when he fell.



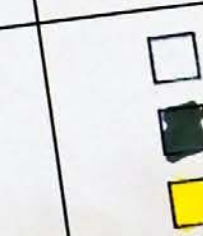
His belt is on the desk.




Do not hit the cup.



The grill is red and hot.



Are there fish in the pond?



### How to Play

1. Choose two colors, one for each player.
2. Roll the dice.
3. Read the row.
4. Color a square.
5. When all the squares in a row are colored, the player with the most squares wins the row. Color the box around the three squares.
6. When all the boxes are colored, the player with the most boxes colored wins.

GAME #3

Read, Color #2



# Are We?

## Roll, Read, Color #2

Sam

Player Two:

Roll	Read	Color	Color	Color
	Quick! Run to the shop for milk.			
	My mom is not sick.			
	The bus slid on the slick ramp.			
	It has a long neck.			
	She will pick the big dog.			
	That brick has a big crack.			

Refugio

Player One:

Roll	Read	Color	Color	Color
	A ship is at the dock.			
	Did that chick just cluck?			
	I stack them in a deck.			
	Will she check my test then?			
	He will hunt the buck.			
	The black bug sits on the plant.			

### How to Play

1. Choose two colors, one for each player.
2. Roll the dice.
3. Read the row.
4. Color a square.
5. The first player to color all of their boxes wins.



Set #4





Dots & Boxes

Player One:

Delia

Player Two:

Michaela

### How to Play

1. Each player chooses a color.
2. Read a word. Add a line between two dots around that word.
3. Take turns reading words and adding a line between two dots.
4. The player who completes the fourth side of a box colors in the box and takes another turn.
5. The player with the most colored boxes at the end wins.
6. Record the results below.

 Player One

\_\_\_\_\_ boxes

 Player Two

\_\_\_\_\_ boxes

© Jessica Boschen What I Have Learned

GAME #5





# Color Maze



Player One:

Fran



Player Two:

Jack

## How to Play

1. Each player chooses a different color. One player will create a pathway from one black dot to the other black dot and the other player from one white dot to the other white dot. Each player gets to choose where to start, at the top or bottom.
2. Player one reads a word and colors a square. The goal is to be the first to make a pathway across the board. Players switch back and forth, reading words, coloring boxes, and making the pathway, following the RULES.
3. RULES: The squares you color must share a side, not only a corner. You cannot cross the other player's pathway.
4. The first player to get to the other side wins.

quack	yuck	truck	back	slick	sock	click	tack
struck	stick	check	buck	block	black	pack	lick
jock	deck	kick	trick	track	tick	dock	neck
luck	tock	cluck	crack	thick	stack	chick	snack
brick	peck	smock	pick	puck	lock	rack	quick
shuck	sick	sack	rock	duck	whack	shock	shack
flock	yuck	slick	back	click	quack	struck	buck
check	stick	tack	block	track	lick	pack	brick
luck	tock	kick	track	dock	cluck	dock	neck





# Four-in-a-Row



Player One: **Liam**



Player Two: **Jessica**

pink	lung	bank	song	sink	fang	shrank
bang	sting	shrink	link	strong	rang	stink
gong	thank	stung	sang	yank	king	tank
ding	drink	slung	long	think	gang	cling
prank	clang	sank	fling	stank	wink	bink
thing	swung	string	hung	sling	hang	blank

## How to Play

1. Each player chooses a different color.
2. Read a word. Color the circle.
3. Take turns reading words and coloring circles.
4. The player who colors four-in-a-row in any direction first wins.

Jessica Boschen What I Have Learned

**GAME #7**





Player One:

Lee

Player Two:

Frank

### How to Play

1. Each player chooses a different color.
2. Spin the spinner. Read and color that many words.
3. Take turns reading words and coloring circles.
4. The player who has colored the most circles wins.

Player One

circles

Player Two

circles



© Jessica Boehm

Love Learning

GAME #8